


HENLEY STOVES

2019 : VOL II





————— EVERY HOME DESERVES A HENLEY



HENLEY STOVES

is one of Ireland's leading stove companies based in County
with 36 years of extensive background in stove industry

The core aim at Henley is to provide a genuine quality product at aff
coupled with best in class customer service.

Our customers are our priority, so we strive to provide them with a quality experience when it comes to purchasing any of our products.

All Henley Stoves are manufactured to the highest possible standards & two Quality Control Managers complete a 32-point check on each stove before it leaves our factory in County Kerry.



Henley Stoves is also the producer of the Bertoneri Collection Stone, Marble Surrounds & Fireplace Accessories.

Ask your local Henley Stockist about the 2019 Bertoneri Fireplace Collection Today





HENLEY STOVES

is one of Ireland's leading stove companies based in County Kerry
with 36 years of extensive background in stove industry.

The core aim at Henley is to provide a genuine quality product at affordable prices
coupled with best in class customer service.


Our customers are our priority, so we strive to provide them with
a quality experience when it comes to purchasing any of our products.

All Henley Stoves are manufactured to the highest possible standards
& two Quality Control Managers complete a 32-point check on
each stove before it leaves our factory in County Kerry.



Henley Stoves is also the producer of the Bertoneri Collection
Stone, Marble Surrounds & Fireplace Accessories.

Ask your local Henley Stockist about the 2019
Bertoneri Fireplace Collection Today







APOL





6

ARKLOW - ROOM HEATER - INSERT



The Arklow is another staple in our Henley insert range.
It is a fully cast iron multi fuel stove with over 79% efficiency.

The Arklow 5kW & 7kW has been tested with distance to combustibles of 300mm to the top, which makes it suitable for use with most timber surround

Please Note: Each timber surround can be finished with different grades of varnish.

Henley Stoves cannot guarantee that some timber surrounds will not warp, shrink or split. As each installation is unique to the property, some timber surrounds may get too hot & will need to be replaced.

FINISH AVAILABLE:



OUTPUT:

5kW & 7KW

Matt Black, Enamel Black

ENERGY CLASS:



EFFICIENCY:

79%





image © tony moeckel unsplash 2019

6

ARKLOW - ROOM HEATER - INSERT



The Arklow is another staple in our Henley insert range.

It is a fully cast iron multi fuel stove with over 79% efficiency.

The Arklow 5kW & 7kW has been tested with distance to combustibles of 300mm to the top, which makes it suitable for use with most timber surrounds

Please Note: Each timber surround can be finished with different grades of varnish.

Henley Stoves cannot guarantee that some timber surrounds will not warp, shrink or split. As each installation is unique to the property, some timber surrounds may get too hot & will need to be replaced.

FINISH AVAILABLE:



OUTPUT:

5kW & 7KW

Matt Black, Enamel Black

ENERGY CLASS:



EFFICIENCY:

79%






ACHIL






ACHIL









EDE



HENLEY STOVES
eco design ready ✓

DEFRA
EXEMPT



HAZELWOOD 5 LANDSCAPE



HENLEY STOVES A+
eco design ready ✓

DEFRA
EXEMPT



HAZELWOOD 5 LANDSCAPE

14

DALEWOOD - ROOM HEATER - FRE



The Dalewood 4.9kW Compact is the latest addition to Henleys new line of Wood b stoves. This stove has gone above & beyond in reaching Henley's highest enviromen These standards include some of the lowest combined readings of harmful gases and burning stove we have ever manufactured. This will ensure that your home is heated most greenest & efficient woodburning stoves available in Ireland & the UK.

The Dalewood will be available in 5kW Landscape & 4.9kW Compact model:
BOTH DALEWOOD MODELS AVAILABLE MID 2019

OUTPUT:	5kW & 4.9KW	FINISH AVAILABLE:	
		<i>Matt Black</i>	
ENERGY CLASS:	 	EFFICIENCY:	78% 83%





14

DALEWOOD - ROOM HEATER - FRE



The Dalewood 4.9kW Compact is the latest addition to Henleys new line of Wood burning stoves. This stove has gone above & beyond in reaching Henley's highest environmental standards. These standards include some of the lowest combined readings of harmful gases and particulates from a wood burning stove we have ever manufactured. This will ensure that your home is heated in the most greenest & efficient woodburning stoves available in Ireland & the UK.

The Dalewood will be available in 5kW Landscape & 4.9kW Compact models.
BOTH DALEWOOD MODELS AVAILABLE MID 2019

OUTPUT:

5kW & 4.9KW

FINISH AVAILABLE:



Matt Black

ENERGY CLASS:

+A

EFFICIENCY:

78% | 83%

A



16

ARAN - ROOM HEATER - FREESTANDING



The Aran 6kW multi fuel stove has been a Henley best seller from the beginn

Its beautiful traditional look will complement any interior design setting. Completely manufactured in cast iron, it is also available in a variety of enamel

Aran also available in a variety of enamel finishes, Including New Enamel Fre

FINISH AVAILABLE:



OUTPUT:

6kW

Matt Black, Enamel Black, Enamel Cream, Pearl Grey, Enamel Gallant Grey, Enamel French Grey,

ENERGY CLASS:



EFFICIENCY:

77%



LO

ARAN - ROOM HEATER - FREESTANDING



The Aran 6kW multi fuel stove has been a Henley best seller from the beginning. Its beautiful traditional look will complement any interior design setting. Completely manufactured in cast iron, it is also available in a variety of enamel finishes.

Aran also available in a variety of enamel finishes, including New Enamel French Grey.

FINISH AVAILABLE:



OUTPUT:

6kW

Matt Black, Enamel Black, Enamel Cream, Pearl Grey, Enamel Gallant Grey, Enamel French Grey,

ENERGY CLASS:




EFFICIENCY:

77%







SHERWOOD 8kW - MATT BLACK







20

THAMES - ROOM HEATER - FREESTAND



The Thames multi fuel stove was designed specifically to fit under a standard 16" fire opening. It is ideal for those awkward cast iron canopies or if you have limited space hearth. Manufactured from steel with a cast iron door.

The Thames 4.5kW is rated A+ for efficiency & is suitable for a 16" recess

FINISH AVAILABLE:



OUTPUT:

4.5kW & 8kW

Matt Black

ENERGY CLASS:

+A

EFFICIENCY:

4.5kW = 81%

8kW

A



20

THAMES - ROOM HEATER - FREESTAND



The Thames multi fuel stove was designed specifically to fit under a standard 16" fire opening. It is ideal for those awkward cast iron canopies or if you have limited space hearth. Manufactured from steel with a cast iron door.

The Thames 4.5kW is rated A+ for efficiency & is suitable for a 16" recess

FINISH AVAILABLE:	<input type="radio"/>	OUTPUT:	4.5kW & 8kW
<i>Matt Black</i>			
ENERGY CLASS:	+A	EFFICIENCY:	4.5kW = 81%
	A		8kW







24

ELCOMBE - ROOM HEATER - FREESTA



The Elcombe 5kw multi fuel stove is designed to show a large viewing glass. Combining a sleek body with solid features, the Elcombe will complement any modern interior. The Elcombe is fully DEFRA approved.

Elcombe available with or without a Logstore.

FINISH AVAILABLE:



OUTPUT:

5kW

Matt Black

ENERGY CLASS:



EFFICIENCY:

77%





24

ELCOMBE - ROOM HEATER - FREESTA



The Elcombe 5kw multi fuel stove is designed to show a large viewing glass. Combining a sleek body with solid features, the Elcombe will complement any modern interior. The Elcombe is fully DEFRA approved.

Elcombe available with or without a Logstore.

FINISH AVAILABLE:



OUTPUT:

5kW

Matt Black

ENERGY CLASS:

A


EFFICIENCY:

77%



ELCOM





26

LINCOLN - ROOM HEATER - FREESTAN



The Lincoln 5kW multi fuel stove is designed to show a large viewing glass. Its attractive look and excellent steel build quality with a cast iron door makes this stove an excellent choice for any customer.

The Lincoln 5kW is available with or without a Logstore.

FINISH AVAILABLE:



OUTPUT:

5kW

Matt Black

ENERGY CLASS:



EFFICIENCY:

77%



image © luca zanon unsplash 2019

26

LINCOLN - ROOM HEATER - FREESTANDING



The Lincoln 5kW multi fuel stove is designed to show a large viewing glass. Its attractive look and excellent steel build quality with a cast iron door

makes this stove an excellent choice for any customer.

The Lincoln 5kW is available with or without a Logstore.

FINISH AVAILABLE:  **OUTPUT:** **5kW**

Matt Black

ENERGY CLASS:  **EFFICIENCY:** **77%**

28




CAMBRIDGE - ROOM HEATER - FRE




The Cambridge multi fuel stove is a blend of traditional values with a modern twist. Its excellent cast iron build quality makes this stove an excellent choice for any customer. It features secondary and tertiary air for excellent air control and an efficiency level of up to 80%.


Available in 3 sizes in 5kw, 7.5kw and 10.5kw.

7.5kW & 10.5kW Models Only Available in Matt Black

FINISH AVAILABLE:    **OUTPUT:** **5kW, 7.5kW & 10.5kW**

Matt Black, Enamel Black, Enamel Cream

ENERGY CLASS:  **EFFICIENCY:** **5kW = 81%** **10.5kW = 81%**

 **7.5kW = 73%**



28

CAMBRIDGE - ROOM HEATER - FRE





The Cambridge multi fuel stove is a blend of traditional values with a modern twist. Its excellent cast iron build quality makes this stove an excellent choice for any customer.

excellent case flow and quality makes this stove an excellent choice for any customer secondary and tertiary air for excellent air control and an efficiency level of up to 80.

Available in 3 sizes in 5kw, 7.5kw and 10.5kw.

7.5kW & 10.5kW Models Only Available in Matt Black

FINISH AVAILABLE:		OUTPUT:	5kW, 7.5kW & 10.5kW
<i>Matt Black, Enamel Black, Enamel Cream</i>			
ENERGY CLASS:		EFFICIENCY:	5kW = 81% 10.5kW = 81% 7.5kW = 73%





30

ASCOT - ROOM HEATER - FREESTANDING



The Ascot multi fuel stove brings the best of modern technology and traditional look
This stove is external air ready if your house requires this but can be used as a stand
This external air technology gives unrivaled air control.

The Ascot 5kW has been rated A+ for efficiency.

FINISH AVAILABLE:



OUTPUT:

5kW & 7KW

Matt Black, Enamel Black, Enamel Cream

ENERGY CLASS:

+A

EFFICIENCY:

5kW = 81%

A



30

ASCOT - ROOM HEATER - FREESTANDING



The Ascot multi fuel stove brings the best of modern technology and traditional look
This stove is external air ready if your house requires this but can be used as a stand
This external air technology gives unrivaled air control.

The Ascot 5kW has been rated A+ for efficiency.

FINISH AVAILABLE:



OUTPUT:

5kW & 7KW


Matt Black, Enamel Black, Enamel Cream


ENERGY CLASS:



EFFICIENCY:

5kW = 81%












ERNE





ERNE



CHELTENHAM 5kW - METAL



CHELtenham 5kW - METAL





38

SKELLIG - ROOM HEATER - FREESTANDING



The Skellig multi fuel stove is another main stay of the Henley collection.

Manufactured from high quality heavy cast iron it has been a best seller year in and year out. It is available in both a room heater and boiler.

Available in Matt Black & Enamel Finishes & is rated A for efficiency.

FINISH AVAILABLE:



OUTPUT:

8KW

Matt Black, Enamel Black, Enamel Cream,

ENERGY CLASS:

A

EFFICIENCY:

70%



38

SKELLIG - ROOM HEATER - FREESTANDING



The Skellig multi fuel stove is another main stay of the Henley collection. Manufactured from high quality heavy cast iron it has been a best seller year in and year out. It is available in both a room heater and boiler.

Available in Matt Black & Enamel Finishes & is rated A for efficiency.

FINISH AVAILABLE:



OUTPUT:

8KW


Matt Black, Enamel Black, Enamel Cream,

ENERGY CLASS:




EFFICIENCY:

70%









42

TULLAMORE - ROOM HEATER - FREESTANDING



The Tullamore 14kw room heater stove is a heavy fully cast iron multi fuel stove suitable for all fuels. Its traditional look combined with modern technology makes it a popular choice for many homes.

areas. Its traditional looks combined with modern technology makes it a popular choice

Its double combustion system gives excellent fuel efficiency at 77%

FINISH AVAILABLE:



OUTPUT:

14kW

Matt Black

ENERGY CLASS:



EFFICIENCY:

77%



image © dylan de jonge unsplash 2019

TULLAMORE - ROOM HEATER - FREESTAN



The Tullamore 14kw room heater stove is a heavy fully cast iron multi fuel stove suitable for large areas. Its traditional looks combined with modern technology makes it a popular choice.

Its double combustion system gives excellent fuel efficiency at 77%

FINISH AVAILABLE:



OUTPUT:

14kW

Matt Black

ENERGY CLASS:



EFFICIENCY:

77%



image © dylan de jonge unsplash 2019

44

DRUID - ROOM HEATER - FREESTANDING



The Druid multi fuel range starts at 5kw and increases all the way to a 21kw in room heaters with 14kW & 20kW double sided external air stoves also It is constructed from high grade steel with a heavy cast iron door. It also has a double combustion system and cool to touch handle.

The Druid 5kW is also DEFRA Approved.

The Druid 14kW & 20kW are Double Sided External Air Stoves

FINISH AVAILABLE:



Metallic Black

OUTPUT:

5kW, 8kW, 12kW, 14kW, 16kW

ENERGY CLASS:



EFFICIENCY:

5kW = 80%

8kW = 76%

14kW = 72%

16kW = 74%

20kW = 72%



44

DRUID - ROOM HEATER - FREESTANDING



*EXTERNAL AIR ONLY
AVAILABLE IN DRUID DOUBLE SIDED STOVE

The Druid multi fuel range starts at 5kw and increases all the way to a 21kw in room heaters with 14kW & 20kW double sided external air stoves also. It is constructed from high grade steel with a heavy cast iron door. It also has a double combustion system and cool to touch handle.

The Druid 5kW is also DEFRA Approved.

The Druid 14kW & 20kW are Double Sided External Air Stoves

FINISH AVAILABLE:



OUTPUT:

5kW, 8kW, 12kW, 14kW, 16kW

Metallic Black

ENERGY CLASS:



A

EFFICIENCY:

5kW = 80%

8kW = 76%

14kW = 72%

16kW = 74%

20kW = 72%





ACHILL 16kW - MATT BLACK





48

ACHILL - BOILER - INSERT



The Achill multi fuel Insert boiler is capable of heating up to 9/10 single radiators on single radiators on the 21kw. It is primarily designed to heat water to radiators.

We would strongly recommend that a radiator is fitted in the room where th maximize heat output to the area.

FINISH AVAILABLE:



OUTPUT:

17.1kW & 21kW

Matt Black

17.1 OUTPUT WATER:

11.9kW

21 OUTPUT WATER:

17.1 OUTPUT ROOM:

2 TO 5.1kW

21 OUTPUT ROOM:

2

ENERGY CLASS:

A

EFFICIENCY:

17.1kW - 74.5%

21kW

*A Boiler's heat output to the room in which it is fitted can vary depending on how many radiators are uti



48

ACHILL - BOILER - INSERT



The Achill multi fuel Insert boiler is capable of heating up to 9/10 single radiators on single radiators on the 21kw. It is primarily designed to heat water to radiators.

We would strongly recommend that a radiator is fitted in the room where th maximize heat output to the area.

FINISH AVAILABLE:	●	OUTPUT:	17.1kW & 21kW
<i>Matt Black</i>		17.1 OUTPUT WATER:	11.9kW
		21 OUTPUT WATER:	21kW
17.1 OUTPUT ROOM:		2 TO 5.1kW	21 OUTPUT ROOM:
ENERGY CLASS:	←	A	EFFICIENCY: 17.1kW - 74.5%
			21kW

*A Boiler's heat output to the room in which it is fitted can vary depending on how many radiators are uti





50

SHERWOOD - BOILER - FREESTAND



Sherwood - New Range of Henley multi fuel external air stoves.

The Sherwood range needs to be installed with its own separate air supply. This external supply allows the stove to be installed in a room that may otherwise be sealed to an extent that would prohibit the correct and safe burning of a stove.

The Sherwood 12kW Boiler can heat up to 6-7 single radiators.

The Sherwood 21kW Boiler can heat up to 12-13 single radiators.

FINISH AVAILABLE:	●	OUTPUT:	12kW & 21kW
<i>Matt Black</i>			
12 OUTPUT WATER:	7.0kW	21 OUTPUT WATER:	15.9kW
12 OUTPUT ROOM:	5.1kW	21 OUTPUT ROOM:	5.1kW
ENERGY CLASS:	A	EFFICIENCY:	12kW - 77% 21kW - 77%

*A Boiler's heat output to the room in which it is fitted can vary depending on how many radiators are u



SHERWOOD - BOILER - FREESTAND



Sherwood - New Range of Henley multi fuel external air stoves.

The Sherwood range needs to be installed with its own separate air supply. This extra supply allows the stove to be installed in a room that may otherwise be sealed to an outside that would prohibit the correct and safe burning of a stove.

The Sherwood 12kW Boiler can heat up to 6-7 single radiators.

The Sherwood 21kW Boiler can heat up to 12-13 single radiators.

FINISH AVAILABLE:		OUTPUT:	12kW & 21kW
<i>Matt Black</i>			
12 OUTPUT WATER:	7.0kW	21 OUTPUT WATER:	15.9kW
12 OUTPUT ROOM:	5.1kW	21 OUTPUT ROOM:	5.1kW
ENERGY CLASS:		EFFICIENCY:	12kW - 77% 21kW - 77%

*A Boiler's heat output to the room in which it is fitted can vary depending on how many radiators are used.

52

ACHILL - BOILER - FREESTANDING



The Achill 19kw boiler multi fuel stove is designed to heat up to 10 - 11 single radiat

The Acorn 18kW boiler multi fuel stove is designed to heat up to 10-11 single radiators. It is a steel stove with a cast iron door and efficiency level of over 75%. Its secondary air mechanism helps keep your glass clean for that lovely open fire look adding warmth to your home.

Unique Eco baffle which creates extra boiler heat in comparison to a standard

FINISH AVAILABLE:	●	OUTPUT:	18kW	
<i>Matt Black</i>	OUTPUT WATER:	10.7kW	OUTPUT ROOM:	6.6kW
ENERGY CLASS:	←	A	EFFICIENCY:	79%

*A Boiler's heat output to the room in which it is fitted can vary depending on how many radiators are



52

ACHILL - BOILER - FREESTANDING




The Achill 18kw boiler multi fuel stove is designed to heat up to 10 -11 single radiat
It is a steel stove with a cast iron door and efficiency level of over 75%.

Its secondary air mechanism helps keep your glass clean for that lovely open fire loo
adding warmth to your home.

Unique Eco baffle which creates extra boiler heat in comparison to a standa

FINISH AVAILABLE:	●	OUTPUT:	18kW	
<i>Matt Black</i>	OUTPUT WATER:	10.7kW	OUTPUT ROOM:	6.6kW
ENERGY CLASS:	←	A	EFFICIENCY:	79%

*A Boiler's heat output to the room in which it is fitted can vary depending on how many radiators are







DRUID





DRUID

BLASKET 21kW - ENAMEL BLACK



BLASKET 21kW - ENAMEL BLACK





58

ORION - ROOM HEATER - FREESTANDING



*ORION 700 AVAILABLE MAY 2

The Orion range combines the sleek lines of a cassette with the presence of a freestanding heater. It comes as standard with a multi fuel kit and with an option of either a low or high

The Orion range are available with or without a Logstore.

FINISH AVAILABLE:



Black Glass

OUTPUT:

ORION 400 = 5kW

ORION 700 = 10kW

ENERGY CLASS:



EFFICIENCY:

ORION 400 = 78%



ORION 400 - BLACK GLASS

58

ORION

ORION - ROOM HEATER - FREESTANDING

*ORION 700 AVAILABLE MAY 2



The Orion range combines the sleek lines of a cassette with the presence of a freestanding heater. It comes as standard with a multi fuel kit and with an option of either a low or high

The Orion range are available with or without a Logstore.

FINISH AVAILABLE:



Black Glass

OUTPUT:

ORION 400 = 5kW

ORION 700 = 10kW

ENERGY CLASS:

A

EFFICIENCY:

ORION 400 = 78%



ORION 400 - BLACK GLASS



60

ZURICH - ROOM HEATER - FREESTANDING





The Zurich 8kw Pedestal stove is a modern European type stove available in a choice of finishes. It is capable of burning dried wood, peat and briquettes with an efficiency of 78%.

Pedestal Stove with a sleek metallic black finish.

The Zurich uses Wood or Briquette Fuel Only

FINISH AVAILABLE:



OUTPUT:

8kW

Metallic Black

ENERGY CLASS:



EFFICIENCY:

78%



60

ZURICH - ROOM HEATER - FREESTANDING



The Zurich 8kw Pedestal stove is a modern European type stove available in a choice of steel. It is capable of burning dried wood, peat and briquettes with an efficiency of 78%

Pedestal Stove with a sleek metallic black finish.

The Zurich uses Wood or Briquette Fuel Only

FINISH AVAILABLE:



OUTPUT:

8kW

Metallic Black

ENERGY CLASS:



EFFICIENCY:

78%

62

ELITE G1 - ROOM HEATER - FREESTANDING





The Elite G1 7kW stove is part of the New Elite Collection, which combines aesthetic appeal with performance. It uses high quality chamotte ceramic, a durable heat resistant material which prevents cracking and protects the stove and other objects. Also incorporates a hermetically sealed chamber that allows for precise temperature regulation, which results in less fuel consumption & over 81% efficiency.

The Elite G1 uses Wood or Briquette Fuel Only

FINISH AVAILABLE:



OUTPUT:

7KW

Matt Black, Ceramic Red, Ceramic White

ENERGY CLASS:

+A

EFFICIENCY:

82%



ELITE G1 - CERAMIC RED



ELITE G1 - CERAMIC WHITE

62

ELITE G1 - ROOM HEATER - FREESTANDING



The Elite G1 7kW stove is part of the New Elite Collection, which combines aesthetic appeal with performance. It uses high quality chamotte ceramic, a durable heat resistant material which prevents cracking and protects the stove and other objects. Also incorporates a hermetically sealed chamber that allows for precise temperature regulation, which results in less fuel consumption & over 81% efficiency.

The Elite G1 uses Wood or Briquette Fuel Only

FINISH AVAILABLE:



OUTPUT:

7KW

Matt Black, Ceramic Red, Ceramic White

ENERGY CLASS:

+A

EFFICIENCY:

82%





ELITE G1 - CERAMIC RED



ELITE G1 - CERAMIC WHITE





ELITE G3





ELITE G3





ZANZIBAR - ROOM HEATER - FREESTANDING



The Zanzibar Range incorporates a unique shape, which allows the stove to be fitted as a main wall feature or as an eye-catching room centerpiece.

Excellent air wash system to keep the viewing window clear and a handy log storage this a wonderful focal point in any home.

The Zanzibar 5kW Freestanding Stove is also available in Soapstone & 3 Side

The Zanzibar 5kW Stove Range only uses Wood or Briquette Fuel.

FINISH AVAILABLE:



OUTPUT:

5kW

Black Glass, Soapstone, 3 Side Glass

ENERGY CLASS:

+A

EFFICIENCY:

81%





ZANZIBAR - SOAPSTONE



ZANZIBAR - INFINI

66

ZANZIBAR - ROOM HEATER - FREESTANDING



The Zanzibar Range incorporates a unique shape, which allows the stove to be fitted as a main wall feature or as an eye-catching room centerpiece.

Excellent air wash system to keep the viewing window clear and a handy log storage this a wonderful focal point in any home.

The Zanzibar 5kW Freestanding Stove is also available in Soapstone & 3 Side

The Zanzibar 5kW Stove Range only uses Wood or Briquette Fuel.

FINISH AVAILABLE:



OUTPUT:

5kW

Black Glass, Soapstone, 3 Side Glass

ENERGY CLASS:

+A

EFFICIENCY:

81%





ZANZIBAR - SOAPSTONE



ZANZIBAR - INFINI





68

BARCELONA - ROOM HEATER - FRE



The Barcelona stove is new to the Henley range. This stoves combines aesthetics and quality vermiculite firebox lining & unique 'comfort close' hydraulic door lock.

The Barcelona has achieved 84% efficiency, giving it an A+ energy rating.

The Barcelona can only be used with Wood or Briquette Fuel.

FINISH AVAILABLE:



OUTPUT:

5kW

Matt Black

ENERGY CLASS:

+A

EFFICIENCY:

84%





68

BARCELONA - ROOM HEATER - FRE



The Barcelona stove is new to the Henley range. This stoves combines aesthetics and quality vermiculite firebox lining & unique 'comfort close' hydraulic door lock.

The Barcelona has achieved 84% efficiency, giving it an A+ energy rating.

The Barcelona can only be used with Wood or Briquette Fuel.

FINISH AVAILABLE:



OUTPUT:

5KW

Matt Black

ENERGY CLASS:

+A

EFFICIENCY:

84%





CEDARWOOD 615 - LANDSCAPE





72

ATHENS 400 - 500 - ROOM HEATERS



The Athens 400 & 500 Wood Burning Cassette Stoves are manufactured with beauty & boasts excellent burn control along with an 80% plus efficiency level. Sleek modern design and large viewing glass looks stunning in any home.

Suitable for heat ducting and with optional external air.

The Athens Range comes as standard with a 4 Sided Glass Frame.

FINISH AVAILABLE:



Black Glass

OUTPUT:

ATHENS 400 = 6kW

ATHENS 500 = 8kW

A

EFFICIENCY:

ATHENS 400 = 78%

ATHENS 500 =





72

ATHENS 400 - 500 - ROOM HEATERS



The Athens 400 & 500 Wood Burning Cassette Stoves are manufactured with beautiful design & boasts excellent burn control along with an 80% plus efficiency level. Sleek modern design and large viewing glass looks stunning in any home.

Suitable for heat ducting and with optional external air.

The Athens Range comes as standard with a 4 Sided Glass Frame.

FINISH AVAILABLE:



Black Glass

OUTPUT:

ATHENS 400 = 6kW

ATHENS 500 = 8kW

A

EFFICIENCY:

ATHENS 400 = 78%

ATHENS 500 =







ATHEN





76

FARO 500 - ROOM HEATER - CASSETTE



The Faro 500 Multi fuel Cassette is the most popular stove in the Henley European
Manufactured in beautiful Portugal from steel construction and boast excellent burr
75% plus efficiency level. Sleek modern design and large viewing glass looks stunnin

The Faro is available in Charcoal with a choice of a 3 or 4 sided frame with optional external air. Suitable for heat ducting and with optional external air.

FINISH AVAILABLE:



Charcoal

OUTPUT:

FARO 500 = 6kW

ENERGY CLASS:

A

EFFICIENCY:

FARO 500 = 76%



76

FARO 500 - ROOM HEATER - CASSETTE



The Faro 500 Multi fuel Cassette is the most popular stove in the Henley European Manufactured in beautiful Portugal from steel construction and boast excellent burr 75% plus efficiency level. Sleek modern design and large viewing glass looks stunning

The Faro is available in Charcoal with a choice of a 3 or 4 sided frame with optional Suitable for heat ducting and with optional external air.

FINISH AVAILABLE:



Charcoal

OUTPUT:


FARO 500 = 6kW

ENERGY CLASS:

A


EFFICIENCY:

FARO 500 = 76%





FAR





FAR





LISBON 700 - CHA





82

BIO 80 - PELLET STOVE - ROOMHEATER - FREESTANDING



Henley are delighted to announce the new FAIR range of Italian made pellet stoves. Special features include; Reinforced steel structure, Cast iron brazier, Removable ash Pan, Painted steel covering, Chimney protection system, Enhanced thermal exchanger, Intelligent heating System, Safety on over-temperature of reservoir / stove & a weekly programmer with 4 on / 4 off daily time settings.

The New Fair BIO Pellet Stoves from Henley are the most economical stoves in our range, reaching efficiency levels of between 90% and 93%

FINISH AVAILABLE:



OUTPUT:

7.7KW

Nero Black, Bordeaux Red, Bianco White

ENERGY CLASS:

+A

EFFICIENCY:

93%





BIO 80 - NERO BLACK



BIO 80 - BORDEAUX

82

BIO 80 - PELLET STOVE - ROOMHEATER - FREESTANDING



Henley are delighted to announce the new FAIR range of Italian made pellet stoves. Special features include; Reinforced steel structure, Cast iron brazier, Removable ash tray, Painted steel covering, Chimney protection system, Enhanced thermal exchanger, Intelligent heating System, Safety on over-temperature of reservoir / stove & a weekly programmer with 4 on / 4 off daily time settings.

The New Fair BIO Pellet Stoves from Henley are the most economical stoves in our range, reaching efficiency levels of between 90% and 93%.

FINISH AVAILABLE:



OUTPUT:

7.7KW

Nero Black, Bordeaux Red, Bianco White

ENERGY CLASS:



EFFICIENCY:

93%





BIO 80 - NERO BLACK



BIO 80 - BORDEAUX



BIO 80Q - NERO BLACK



BIO 80Q - NERO BLACK



image © vitor pinto unsplash 2019



86

LISBON - BOILER - CASSETTE



The Lisbon Boiler Stove is manufactured with beautiful steel construction and boasts excellent burn control along with an 76% plus efficiency level.

Its sleek modern design and large viewing glass looks stunning in any home.

Available in 16kW, 21kW & 21kW Double Sided Outputs.

The Lisbon range of boilers must be fitted with external air.

Suitable for heat ducting.

FINISH AVAILABLE:



Black Glass

ENERGY CLASS:	A	EFFICIENCY:	76.0%	
LISBON 16kW OUTPUT:	16kW	OUTPUT WATER:	11kW	OUTPUT AIR:
LISBON 21kW OUTPUT:	21kW	OUTPUT WATER:	16kW	OUTPUT AIR:
LISBON 21kW DS OUTPUT:	21kW	OUTPUT WATER:	16kW	OUTPUT AIR:

*A Boiler's heat output to the room in which it is fitted can vary depending on how many radiators are u

image © vitor pinto unsplash 2019



LISBON - BOILER - CASSETTE



The Lisbon Boiler Stove is manufactured with beautiful steel construction and boasts excellent burn control along with an 76% plus efficiency level.

Its sleek modern design and large viewing glass looks stunning in any home.

Available in 16kW, 21kW & 21kW Double Sided Outputs.

The Lisbon range of boilers must be fitted with external air.

Suitable for heat ducting.

FINISH AVAILABLE:



Black Glass

ENERGY CLASS:



EFFICIENCY:

76.0%

LISBON 16kW OUTPUT:

16kW

OUTPUT WATER:

11kW

OUTPUT

LISBON 21kW OUTPUT:

21kW

OUTPUT WATER:

16kW

OUTPUT

LISBON 21kW DS OUTPUT:



21kW

OUTPUT WATER:

16kW

OUTPUT


*A Boiler's heat output to the room in which it is fitted can vary depending on how many radiators are u





FARO





DIMENSIONS: HENLEY PREMIER COLLECTION: ROOM HEAT

	HEIGHT	WIDTH	DEPTH	FLUE	BACKBOX HEIGHT
ACHILL 6.6KW - INSERT	595mm	485mm	428mm	125mm	570mm
ACHILL 16KW - FREESTAND	650mm	606mm	479mm	153mm	-
APOLLO 5KW - INSERT	595mm	485mm	360mm	125mm	487mm
APOLLO 7KW - INSERT	595mm	485mm	425mm	125mm	520mm
ARAN 6KW	650mm	450mm	400mm	125mm	-
ARKLOW 5KW - INSERT	591mm	499mm	370mm	125mm	520mm
ARKLOW 7KW - INSERT	591mm	499mm	439mm	125mm	520mm
ASCOT 5KW	505mm	399mm	320mm	125mm	-
ASCOT 7KW	559mm	494mm	332mm	125mm	-
BRACKEN 9KW	581mm	520mm	355mm	125mm	-
CAMBRIDGE 5KW	511mm	390mm	310mm	125mm	-
CAMBRIDGE 7.5KW	592mm	430mm	375mm	125mm	-
CAMBRIDGE 10.5KW	621mm	490mm	367mm	153mm	-
CHELTENHAM 5KW	630mm	510mm	400mm	125mm	-
CHELTENHAM 5KW - LS	880mm	510mm	400mm	125mm	-
DRUID 5KW	548mm	405mm	320mm	125mm	-
DRUID 8KW	570mm	520mm	386mm	153mm	-
DRUID 12KW	623mm	595mm	427mm	153mm	-
DRUID 14KW - DS	625mm	590mm	541mm	153mm	-
DRUID 16KW	650mm	632mm	430mm	153mm	-
DRUID 20KW - DS	628mm	590mm	631mm	153mm	-
DRUID 21KW	680mm	660mm	465mm	153mm	-
EDEN 5KW	485mm	410mm	310mm	125mm	-
EL COMBRE 5KW	585mm	490mm	342mm	125mm	-

ELCOMBE 5KW	815mm	490mm	342mm	125mm	-
ELCOMBE 5KW - LS	815mm	490mm	342mm	125mm	-
ERNE 8KW	600mm	446mm	377mm	125mm	-
HAZELWOOD 5KW	623mm	550mm	335mm	125mm	-
KELLS 6KW	575mm	415mm	389mm	125mm	-
LINCOLN 5KW	585mm	490mm	323mm	125mm	-
LINCOLN 5KW - LS	815mm	490mm	323mm	125mm	-
SHERWOOD 5KW	559mm	382mm	362mm	125mm	-
SHERWOOD 8KW	600mm	490mm	380mm	153mm	-
SHERWOOD 12KW	630mm	540mm	447mm	153mm	-
SKELLIG 8KW	700mm	540mm	450mm	153mm	-
THAMES 4.5KW - SL	522mm	398mm	300mm	125mm	-
THAMES 8KW - SL	575mm	560mm	305mm	153mm	-
TULLAMORE 14KW	699mm	670mm	435mm	153mm	-
YALE 5KW	522mm	398mm	300mm	125mm	-
YALE 8KW	575mm	560mm	305mm	153mm	-

* ALL DIMENSIONS ARE CORRECT AT TIME OF PRINT, BUT MAY BE SUBJECT TO CHANGE. PLEASE MEASUREMENTS BEFORE COMMENCING ANY INSTALLATION WORKS

90

DIMENSIONS: HENLEY PREMIER COLLECTION: ROOM HEAT

	HEIGHT	WIDTH	DEPTH	FLUE	BACKBOX HEIGHT
ACHILL 6.6KW - INSERT	595mm	485mm	428mm	125mm	570mm
ACHILL 16KW - FREESTAND	650mm	606mm	479mm	153mm	-
APOLLO 5KW - INSERT	595mm	485mm	360mm	125mm	487mm
APOLLO 7KW - INSERT	595mm	485mm	425mm	125mm	520mm
ARAN 6KW	650mm	450mm	400mm	125mm	-
ARKLOW 5KW - INSERT	591mm	499mm	370mm	125mm	520mm
ARKLOW 7KW - INSERT	591mm	499mm	439mm	125mm	520mm
ASCOT 5KW	505mm	399mm	320mm	125mm	-
ASCOT 7KW	559mm	494mm	332mm	125mm	-
BRACKEN 9KW	581mm	520mm	355mm	125mm	-
CAMBRIDGE 5KW	511mm	390mm	310mm	125mm	-
CAMBRIDGE 7.5KW	592mm	430mm	375mm	125mm	-

CAMBRIDGE 10.5KW	621mm	490mm	367mm	153mm	-
CHELTENHAM 5KW	630mm	510mm	400mm	125mm	-
CHELTENHAM 5KW - LS	880mm	510mm	400mm	125mm	-
DRUID 5KW	548mm	405mm	320mm	125mm	-
DRUID 8KW	570mm	520mm	386mm	153mm	-
DRUID 12KW	623mm	595mm	427mm	153mm	-
DRUID 14KW - DS	625mm	590mm	541mm	153mm	-
DRUID 16KW	650mm	632mm	430mm	153mm	-
DRUID 20KW - DS	628mm	590mm	631mm	153mm	-
DRUID 21KW	680mm	660mm	465mm	153mm	-
EDEN 5KW	485mm	410mm	310mm	125mm	-
ELCOMBE 5KW	585mm	490mm	342mm	125mm	-
ELCOMBE 5KW - LS	815mm	490mm	342mm	125mm	-
ERNE 8KW	600mm	446mm	377mm	125mm	
HAZELWOOD 5KW	623mm	550mm	335mm	125mm	-
KELLS 6KW	575mm	415mm	389mm	125mm	
LINCOLN 5KW	585mm	490mm	323mm	125mm	-
LINCOLN 5KW - LS	815mm	490mm	323mm	125mm	-
SHERWOOD 5KW	559mm	382mm	362mm	125mm	-
SHERWOOD 8KW	600mm	490mm	380mm	153mm	-
SHERWOOD 12KW	630mm	540mm	447mm	153mm	-
SKELLIG 8KW	700mm	540mm	450mm	153mm	-
THAMES 4.5KW - SL	522mm	398mm	300mm	125mm	-
THAMES 8KW - SL	575mm	560mm	305mm	153mm	-
TULLAMORE 14KW	699mm	670mm	435mm	153mm	-
YALE 5KW	522mm	398mm	300mm	125mm	-
YALE 8KW	575mm	560mm	305mm	153mm	-

* ALL DIMENSIONS ARE CORRECT AT TIME OF PRINT, BUT MAY BE SUBJECT TO CHANGE. PLEASE MEASUREMENTS BEFORE COMMENCING ANY INSTALLATION WORKS

BIO 80	895mm	425mm	435mm	80mm
BIO 80Q ROUND	900mm	510mm	480mm	80mm

DIMENSIONS: HENLEY EUROPEAN COLLECTION: BOILERS

	HEIGHT	WIDTH	DEPTH	FLUE
LISBON 700 16KW - BOILER	650mm	757mm	470mm**	153mm
LISBON 700 21KW - BOILER	650mm	757mm	540mm**	153mm
LISBON 700 DS - BOILER	652mm	765mm	610mm**	153mm
FARO 700 - 16KW BOILER	650mm	757mm	460mm	153mm
FARO 700 - 21KW BOILER	650mm	757mm	540mm	153mm
FARO 700 - 21KW BOILER DS	650mm	757mm	600mm	153mm

* PLEASE NOTE: ALL CASSETTE STOVE DIMENSIONS INCLUDE FRAME UNLESS STATED OTHERWISE

** MEASUREMENT EXCLUDES FRAME

HENLEY STOVES ACCESSORIES


Henley Stoves provides an extensive selection of accessories & other stove essential burning & multi fuel stoves. Increase your comfort, as well as the longevity of your H




CERAMIC FIBRE INSULATION - 7M



ALUMINIUM FOIL TAPE - 50MM



H





THERMAL SEAL TAPE - 25MM X 10M



ROPE & GLUE KIT - 3 SIZES AVAIL.



DIGI

DIMENSIONS: HENLEY EUROPEAN COLLECTION: PELLET ST

	HEIGHT	WIDTH	DEPTH	FLUE
BIO 80	895mm	425mm	435mm	80mm
BIO 80Q ROUND	900mm	510mm	480mm	80mm

DIMENSIONS: HENLEY EUROPEAN COLLECTION: BOILERS


	HEIGHT	WIDTH	DEPTH	FLUE
LISBON 700 16KW - BOILER	650mm	757mm	470mm**	153mm
LISBON 700 21KW - BOILER	650mm	757mm	540mm**	153mm
LISBON 700 DS - BOILER	652mm	765mm	610mm**	153mm
FARO 700 - 16KW BOILER	650mm	757mm	460mm	153mm
FARO 700 - 21KW BOILER	650mm	757mm	540mm	153mm
FARO 700 - 21KW BOILER DS	650mm	757mm	600mm	153mm

* PLEASE NOTE: ALL CASSETTE STOVE DIMENSIONS INCLUDE FRAME UNLESS STATED OTHERWISE

** MEASUREMENT EXCLUDES FRAME

HENLEY STOVES ACCESSORIES

Henley Stoves provides an extensive selection of accessories & other stove essential burning & multi fuel stoves. Increase your comfort, as well as the longevity of your H






CERAMIC FIBRE INSULATION - 7M



ALUMINIUM FOIL TAPE - 50MM




HEAT



THERMAL SEAL TAPE - 25MM X 10M



ROPE & GLUE KIT - 3 SIZES AVAIL.



DIGI

NATURAL STONE TILES


Bring the charm of the outdoors into your home with our natural stone tiles. A distinctive and popular choice to incorporate into both contemporary & traditional. Choose from our range of 4 styles of stone tiles to create a superior natural feature



Oyster Slate VS-01



Multicolour Slate VS-02



Black Granite VS-03



White Quartz VS-04

EXTERIOR STONE CLADDING



MULTICOLOR SLATE - ZY-21




BLACK PENCIL SLATE - ZY-20



GREY SLATE - ZY-22

DIMENSIONS EXTERNAL CLADDING

Thickness = 30mm



NATURAL STONE TILES

Bring the charm of the outdoors into your home with our natural stone tiles. A distinctive and popular choice to incorporate into both contemporary & traditional interiors. Choose from our range of 4 styles of stone tiles to create a superior natural feature.





Oyster Slate VS-01



Multicolour Slate VS-02



Black Granite VS-03



White Quartz VS-04

EXTERIOR STONE CLADDING



MULTICOLOR SLATE - ZY-22



BLACK PENCIL SLATE - ZY-23



GREY SLATE - ZY-22

DIMENSIONS EXTERNAL CLADDING

Thickness = 30mm



STOVE HEARTHES - POLISHED BLACK GRANITE



CURVED BLACK GRANITE HEARTHES

36" x 24" with 3" Riser | 36" x 29" with 3" Riser
 36" x 36" w/ 3" Riser | 54" x 24" with 3" Riser
 54" x 29" with 3" Riser | 60" x 24" with 3" Riser
 60" x 29" with 3" Riser



GRANITE HEARTH

36" x 24" with 3" Riser
 36" x 36" w/ 3" Riser
 54" x 29" with 3" Riser
 60" x 29" with 3" Riser



CURVED HEARTHES W/ CHAMFER

36" x 12" 30mm Extension Piece
 36" x 30" with 30mm Slab Chamfer



STRAIGHT GR

24" x 24" with 2" Riser
 54" x 20" with 2" Riser
 60" x 18" with 2" Riser



SPLAYED GRANITE HEARTH

36" x 30" with 2" Riser



TEARDROP GRANITE HEARTH

800mm x 800mm

96

STOVE HEARTH - POLISHED BLACK GRANITE



CURVED BLACK GRANITE HEARTH

36" x 24" with 3" Riser | 36" x 29" with 3" Riser
36" x 36" w/ 3" Riser | 54" x 24" with 3" Riser
54" x 29" with 3" Riser | 60" x 24" with 3" Riser
60" x 29" with 3" Riser



RECTANGULAR GRANITE HEARTH

36" x 24" with 3" Riser
36" x 36" w/ 3" Riser
54" x 29" with 3" Riser
60" x 29" with 3" Riser





CURVED HEARTH W/ CHAMFER

36" x 12" 30mm Extension Piece
36" x 30" with 30mm Slab Chamfer



STRAIGHT GR

24" x 24" with 2" Rise
54" x 20" with 2" Rise
60" x 18" with 2" Rise



SPLAYED GRANITE HEARTH

36" x 30" with 2" Riser



TEARDROP G

800mm x 800mm

READY?

90%
LESS HARMFUL
DUST EMISSIONS

WILL ONLY BURN

WHY CHOOSE HENLEY

ECO-DESIGN



DOSE HENLEY

ECO-DESIGN READY?

33%

**REDUCTION IN
NITROGEN DIOXIDE**

**HARMFUL CARBON
GASES DOWN**

70%

90%

**LESS HARMFUL
DUST EMISSIONS**

WILL ONLY BURN



WHY CHO



NO_x
EMISSIONS
REDUCED BY 35%





a: C
Dublin Warehouse Address: 2 Cloverhill, Indu
w: www.henleystov
© 2019